

# TEST REPORT

Report No.: LCS200820075AR

Date: 2020.09.02

Page 1 of 13

Applicant : Mid Ocean Brands B.V.

Address : 7/F., Kings Tower, 111 King Lam Street, Cheung Sha Wan, Kowloon, Hong Kong

Report on the submitted samples said to be:

Sample Name : Nurse Watch

Trade Mark : N/A

Style No. : MO8256

Testing Period : August 27, 2020 ~ September 02, 2020

Results : Please refer to next page(s).

TEST REQUEST	CONCLUSION
According to the customer's request, based on the performed tests on submitted sample, the result of Lead(Pb), Cadmium(Cd), Mercury(Hg), Hexavalent Chromium(Cr(VI)), PBBs, PBDEs, Dibutyl Phthalate(DBP), Benzylbutyl Phthalate(BBP), Bis(2-ethylhexyl) Phthalate(DEHP), Diisobutyl phthalate(DIBP) content comply with the limit requirement as set of RoHS Directive (EU) 2015/863 amending Annex II to Directive 2011/65/EU.	Pass

Signed for and on behalf of LCS



# TEST REPORT

Report No.: LCS200820075AR

Date: 2020.09.02

Page 2 of 13

**Results:**
**A.EU RoHS Directive 2011/65/EU and its amendment directives on XRF**

Test method: With reference to IEC 62321-3-1:2013, Screening by X-ray Fluorescence Spectroscopy (XRF)

Seq. No.	Tested Part(s)	Results						Date of sample submission/resubmission
		Cd	Pb	Hg	Cr <sup>v</sup>	Br <sup>v</sup>		
						PBBs	PBDEs	
1	Transparent plastic sheet	BL	BL	BL	BL	BL	BL	2020-08-27
2	Bright white plastic sheet	BL	BL	BL	BL	BL	BL	2020-08-27
3	Silver metal shell	BL	BL	BL	BL	/	/	2020-08-27
4	Silver metal needle	OL	OL	BL	X	/	/	2020-08-27
5	Silver metal with white coating	OL	OL	BL	X	/	/	2020-08-27
6	White plastic with silver metal ring	BL	BL	BL	BL	/	/	2020-08-27
7	White plastic frame	BL	BL	BL	BL	BL	BL	2020-08-27
8	White plastic ring	BL	BL	BL	BL	BL	BL	2020-08-27
9	Silver metal rod	BL	BL	BL	BL	/	/	2020-08-27
10	Silver metal rod	BL	BL	BL	BL	/	/	2020-08-27
11	White plastic frame	BL	BL	BL	BL	BL	BL	2020-08-27
12	White plastic bracket	BL	BL	BL	BL	BL	BL	2020-08-27
13	Silver metal needle	OL	BL	BL	BL	/	/	2020-08-27
14	Copper-colored metal sheet with white coating	BL	BL	BL	BL	/	/	2020-08-27
15	Copper color metal sheet	BL	BL	BL	BL	/	/	2020-08-27
16	White coating	BL	BL	BL	BL	BL	BL	2020-08-27
17	Green plastic sheet	BL	BL	BL	BL	BL	BL	2020-08-27
18	White viscose	BL	BL	BL	BL	BL	BL	2020-08-27
19	White plastic gear	BL	BL	BL	BL	BL	BL	2020-08-27
20	White plastic gear	BL	BL	BL	BL	BL	BL	2020-08-27
21	Silver metal rod	BL	BL	BL	BL	/	/	2020-08-27
22	White plastic gear	BL	BL	BL	BL	BL	BL	2020-08-27
23	White plastic ring	BL	BL	BL	BL	BL	BL	2020-08-27
24	White plastic gear	BL	BL	BL	BL	BL	BL	2020-08-27
25	Transparent plastic sheet	BL	BL	BL	BL	BL	BL	2020-08-27

\*\*\*\*\*

# TEST REPORT

Report No.: LCS200820075AR

Date: 2020.09.02

Page 3 of 13

Seq. No.	Tested Part(s)	Results						Date of sample submission/resubmission
		Cd	Pb	Hg	Cr <sup>v</sup>	Br <sup>v</sup>		
						PBBs	PBDEs	
26	Silver metal sheet	BL	BL	BL	BL	/	/	2020-08-27
27	Silver metal sheet	BL	BL	BL	BL	/	/	2020-08-27
28	Solder	BL	OL	BL	BL	/	/	2020-08-27
29	Silver metal body	OL	X	BL	X	/	/	2020-08-27
30	Black matter	BL	BL	BL	BL	BL	BL	2020-08-27
31	Solder	BL	OL	BL	BL	/	/	2020-08-27
32	Green PCB board	BL	BL	BL	BL	BL	BL	2020-08-27
33	Silver metal sheet	OL	X	BL	X	/	/	2020-08-27
34	Transparent plastic ring	BL	BL	BL	BL	BL	BL	2020-08-27
35	Copper-colored metal wire	BL	OL	BL	X	/	/	2020-08-27
36	Silver metal sheet	BL	BL	BL	BL	/	/	2020-08-27
37	Black plastic shell	BL	BL	BL	BL	BL	BL	2020-08-27
38	Silver metal sheet	BL	BL	BL	BL	/	/	2020-08-27
39	White plastic sheet	BL	BL	BL	BL	BL	BL	2020-08-27
40	White plastic gear	BL	BL	BL	BL	BL	BL	2020-08-27

\*\*\*\*\*

# TEST REPORT

Report No.: LCS200820075AR

Date: 2020.09.02

Page 4 of 13

Note:

- (1) Results were obtained by XRF for primary screening, and further chemical testing by ICP (for Cd, Pb, Hg), UV-Vis (for Cr(VI)) and GC-MS (for PBBs, PBDEs) are recommended to be performed, if the concentration exceeds the below warning value according to IEC 62321-3-1:2013.

Element	Unit	Non-metal	Metal	Composite Material
Cd	mg/kg	BL≤70-3σ<X <130+3σ≤OL	BL≤70-3σ<X <130+3σ≤OL	BL≤50-3σ<X <150+3σ≤OL
Pb	mg/kg	BL≤700-3σ<X <1300+3σ≤OL	BL≤700-3σ<X <1300+3σ≤OL	BL≤500-3σ<X <1500+3σ≤OL
Hg	mg/kg	BL≤700-3σ<X <1300+3σ≤OL	BL≤700-3σ<X <1300+3σ≤OL	BL≤500-3σ<X <1500+3σ≤OL
Cr	mg/kg	BL≤700-3σ<X	BL≤700-3σ<X	BL≤500-3σ<X
Br	mg/kg	BL≤300-3σ<X	--	BL≤250-3σ<X

Note:

- BL = Below Limit  
OL = Over Limit  
X = Inconclusive

- (2) The XRF screening test for RoHS elements – The reading may be different to the actual content in the sample be of non-uniformity composition.
- (3) The maximum permissible limit is quoted from the document 2015/863/EC amending RoHS directive 2011/65/EU:
- (4) ▼=For restricted substances PBBs and PBDEs, the results show the total Br content; The restricted substance was Cr(VI), and the results showed the total Cr content

\*\*\*\*\*

# TEST REPORT

Report No.: LCS200820075AR

Date: 2020.09.02

Page 5 of 13

RoHS Restricted Substances	Maximum Concentration Value (mg/kg) (by weight in homogenous materials)
Cadmium (Cd)	100
Lead (Pb)	1000
Mercury (Hg)	1000
Hexavalent Chromium (Cr(VI))	1000
Polybrominated biphenyls (PBBs)	1000
Polybrominated diphenylethers (PBDEs)	1000
Dibutyl Phthalate(DBP)	1000
Benzylbutyl Phthalate(BBP)	1000
Di-(2-ethylhexyl) Phthalate(DEHP)	1000
Diisobutyl phthalate(DIBP)	1000

**Disclaimers:**

This XRF Screening report is for reference purposes only. The applicant shall make its/his/her own judgment as to whether the information provided in this XRF screening report is sufficient for its/his/her purposes.

The result shown in this XRF screening report will differ based on various factors, including but not limited to, the sample size, thickness, area, surface flatness, equipment parameters and matrix effect (e.g. plastic, rubber, metal, glass, ceramic etc.). Further wet chemical pre-treatment with relevant chemical equipment analysis are required to obtain quantitative data.

\*\*\*\*\*

# TEST REPORT

Report No.: LCS200820075AR

Date: 2020.09.02

Page 6 of 13

**B. EU RoHS Directive 2011/65/EU and its amendment Directives 2015/863/EU on Lead, Cadmium, Mercury, Hexavalent Chromium, PBBs, PBDEs, DBP, BBP, DEHP, DIBP content.**

Test method:

Lead(Pb) & Cadmium(Cd) Content:

With reference to IEC 62321-5:2013, by acid digestion and analysis was performed by inductively coupled plasma atomic emission spectrometer (ICP-OES)

Mercury(Hg) Content:

With reference to IEC 62321-4:2013+AMD1:2017 CSV, by acid digestion and analysis was performed by inductively coupled plasma atomic emission spectrometer (ICP-OES)

Hexavalent Chromium(Cr(VI)) Content:

With reference to IEC 62321-7-1:2015 or IEC 62321-7-2:2017, by alkaline digestion and analysis was performed by UV-visible spectrophotometer (UV-Vis)

PBBs & PBDEs Content:

With reference to IEC 62321-6:2015, by solvent extraction and analysis was performed by gas chromatographic-mass spectrometer (GC-MS)

BBP DBP DEHP & DIBP Content:

With reference to IEC 62321-8:2017, by solvent extraction and analysis was performed by gas chromatographic-mass spectrometer (GC-MS)

**1) The test results of Lead (Pb) and Cadmium (Cd)**

Item	Unit	MDL	Results				Limit
			(4)	(5)	(28)	(29)	
Lead Content (Pb)	mg/kg	5	75	10	27	N.D.	1000

Item	Unit	MDL	Results			Limit
			(31)	(33)	(35)	
Lead Content (Pb)	mg/kg	5	313	20	14	1000

Item	Unit	MDL	Results				Limit
			(4)	(5)	(13)	(29)	
Cadmium Content (Cd)	mg/kg	5	N.D.	N.D.	N.D.	N.D.	100

Item	Unit	MDL	Results	Limit
			(33)	
Cadmium Content (Cd)	mg/kg	5	N.D.	100

\*\*\*\*\*

# TEST REPORT

Report No.: LCS200820075AR

Date: 2020.09.02

Page 7 of 13

## 2) The test results of Hexavalent Chromium (Cr(VI))(metal)

Item	Unit	MDL	Results					Limit
			(4)	(5)	(33)	(35)	(29)	
Hexavalent Chromium(Cr(VI))▼	ug/cm <sup>2</sup>	0.10	N.D.	N.D.	N.D.	N.D.	N.D.	-

Note:

- MDL = Method Detection Limit
- /= Not apply
- LOQ = Limit of Quantification, The LOQ of Hexavalent chromium is 0.10 µg/cm<sup>2</sup>
- ▼ = a. The sample is positive for Cr(VI) if the Cr(VI) concentration is greater than 0.13ug/cm<sup>2</sup>. The sample coating is considered to contain Cr(VI)  
b. The sample is negative for Cr(VI) if Cr(VI) is N.D.(concentration less than 0.10ug/cm<sup>2</sup>). The sample coating is considered a non- Cr(VI) based coating  
c. The result between 0.10µg/cm<sup>2</sup> and 0.13µg/cm<sup>2</sup> is considered to be inconclusive, unavoidable coating variations may influence the determination
- Information on storage conditions and production date of the tested samples is unavailable and thus Cr(VI) results represent status of the sample at the time of testing
- mg/kg = ppm=parts per million
- N.D.=Not Detected(<MDL or LOQ)
- #1 According to RoHS directive 2011/65/EU and its amendments, Lead is exempted in glass of cathode ray tubes, electronic components and fluorescent tubes.
- #2 According to RoHS directive 2011/65/EU and its amendments, Lead is exempted in electronic ceramic parts (e.g. piezoelectronic devices).
- #3 According to RoHS directive 2011/65/EU and its amendments, Lead is exempted as an alloying element in Copper containing up to 4% (40000ppm) by weight.
- #4 According to RoHS directive 2011/65/EU and its amendments, Lead is exempted in high melting temperature type solders (i.e. lead-based alloys containing 85 % by weight or more lead).
- #5 According to the statement provided by the customer, according to RoHS directive 2011/65/EU and its amendments, Lead is exempted as an alloying element in Aluminum containing up to 0.4% (4000ppm) by weight.
- #6 According to the statement provided by the customer, according to RoHS directive 2011/65/EU and its amendments, Cadmium and its compounds in electrical contact is exempted.
- #7 According to the statement provided by the customer, according to RoHS directive 2011/65/EU and its Amendments, Lead is exempted in steel for machining purposes and in galvanised steel containing up to 0.35% (3500ppm) by weight.
- Flow chart appendix is included.
- Photo appendix is included.

\*\*\*\*\*

# TEST REPORT

Report No.: LCS200820075AR

Date: 2020.09.02

Page 8 of 13

### 3) The test results of DBP、BBP、DEHP & DIBP

Item	Unit	MDL	Results				Limit
			1	2	7	8	
Dibutyl Phthalate(DBP)	mg/kg	100	N.D.	N.D.	N.D.	N.D.	1000
Benzylbutyl Phthalate(BBP)	mg/kg	100	N.D.	N.D.	N.D.	N.D.	1000
Di-(2-ethylhexyl) Phthalate(DEHP)	mg/kg	100	N.D.	N.D.	N.D.	N.D.	1000
Diisobutyl phthalate(DIBP)	mg/kg	100	N.D.	N.D.	N.D.	N.D.	1000

Item	Unit	MDL	Results				Limit
			11	12	16	17	
Dibutyl Phthalate(DBP)	mg/kg	100	N.D.	N.D.	N.D.	N.D.	1000
Benzylbutyl Phthalate(BBP)	mg/kg	100	N.D.	N.D.	N.D.	N.D.	1000
Di-(2-ethylhexyl) Phthalate(DEHP)	mg/kg	100	N.D.	N.D.	N.D.	N.D.	1000
Diisobutyl phthalate(DIBP)	mg/kg	100	N.D.	N.D.	N.D.	N.D.	1000

Item	Unit	MDL	Results				Limit
			18	19	20	22	
Dibutyl Phthalate(DBP)	mg/kg	100	N.D.	N.D.	N.D.	N.D.	1000
Benzylbutyl Phthalate(BBP)	mg/kg	100	N.D.	N.D.	N.D.	N.D.	1000
Di-(2-ethylhexyl) Phthalate(DEHP)	mg/kg	100	N.D.	N.D.	N.D.	N.D.	1000
Diisobutyl phthalate(DIBP)	mg/kg	100	N.D.	N.D.	N.D.	N.D.	1000

Item	Unit	MDL	Results				Limit
			23	24	25	30	
Dibutyl Phthalate(DBP)	mg/kg	100	N.D.	N.D.	N.D.	N.D.	1000
Benzylbutyl Phthalate(BBP)	mg/kg	100	N.D.	N.D.	N.D.	N.D.	1000
Di-(2-ethylhexyl) Phthalate(DEHP)	mg/kg	100	N.D.	N.D.	N.D.	N.D.	1000
Diisobutyl phthalate(DIBP)	mg/kg	100	N.D.	N.D.	N.D.	N.D.	1000

\*\*\*\*\*



# TEST REPORT

Report No.: LCS200820075AR

Date: 2020.09.02

Page 9 of 13

Item	Unit	MDL	Results				Limit
			32	34	37	39	
Dibutyl Phthalate(DBP)	mg/kg	100	N.D.	N.D.	N.D.	N.D.	1000
Benzylbutyl Phthalate(BBP)	mg/kg	100	N.D.	N.D.	N.D.	N.D.	1000
Di-(2-ethylhexyl) Phthalate(DEHP)	mg/kg	100	N.D.	N.D.	N.D.	N.D.	1000
Diisobutyl phthalate(DIBP)	mg/kg	100	N.D.	N.D.	N.D.	N.D.	1000

Item	Unit	MDL	Results	Limit
			40	
Dibutyl Phthalate(DBP)	mg/kg	100	N.D.	1000
Benzylbutyl Phthalate(BBP)	mg/kg	100	N.D.	1000
Di-(2-ethylhexyl) Phthalate(DEHP)	mg/kg	100	N.D.	1000
Diisobutyl phthalate(DIBP)	mg/kg	100	N.D.	1000

Remark:

- mg/kg = ppm
- N.D. = Not detected
- MDL=Method detected limited
- Flow chart appendix is included
- Photo appendix is included.

\*\*\*\*\*

# TEST REPORT

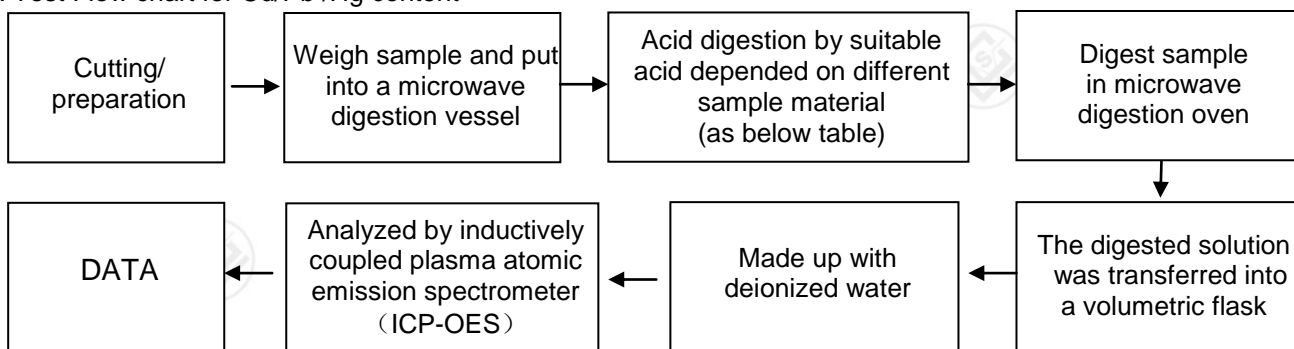
Report No.: LCS200820075AR

Date: 2020.09.02

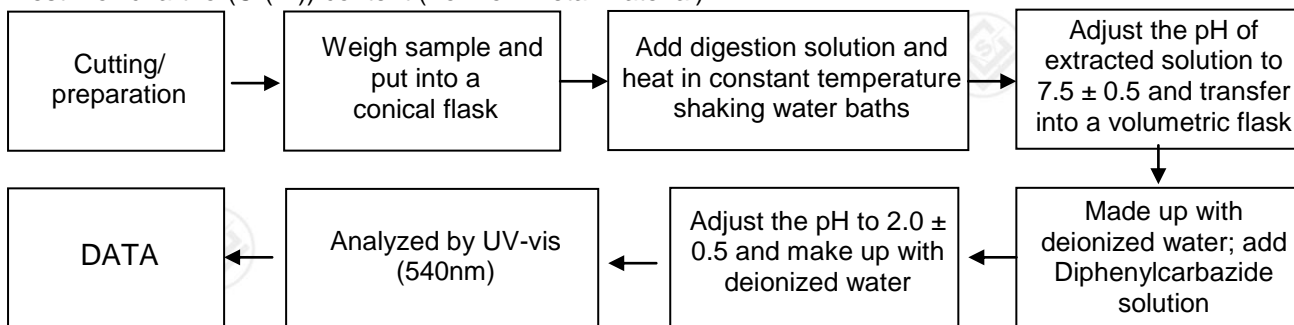
Page 10 of 13

## Appendix

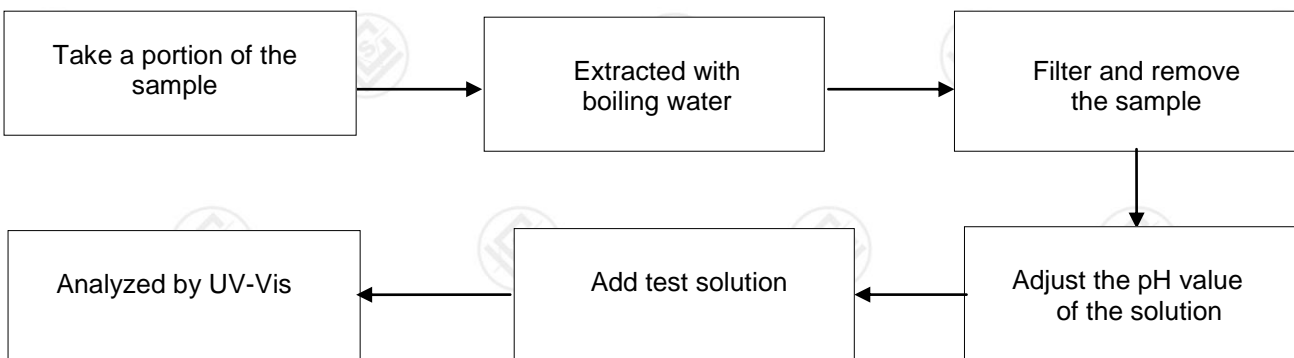
### 1. Test Flow chart for Cd/Pb /Hg content



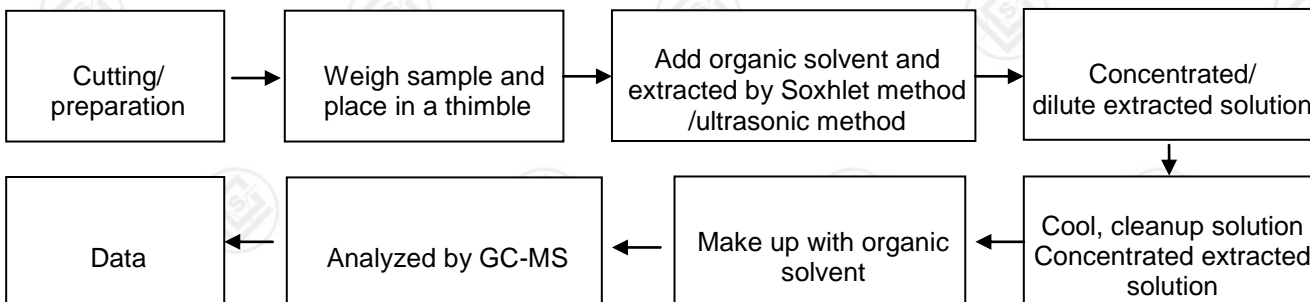
### 2. Test Flowchart for(Cr(VI)) content (For non-metal material)



### Test Flowchart for (Cr(VI)) content (For metal material)



### 3. Test Flow chart for PBBs & PBDEs & DBP & BBP & DEHP & DIBP content



\*\*\*\*\*


# TEST REPORT

Report No.: LCS200820075AR

Date: 2020.09.02

Page 11 of 13

## The photo of the sample






# TEST REPORT

Report No.: LCS200820075AR

Date: 2020.09.02

Page 13 of 13



\*\*\*\*\* End of Report \*\*\*\*\*

## Statement:

1. The test report is considered invalidated without approval signature, special seal on the perforation.
2. The result(s) shown in this report refer only to the sample(s) tested.
3. Without written approval of LCS, this report can't be reproduced except in full.
4. The sample(s) and sample information was/were provided by the client who should be responsible for the authenticity which LCS hasn't verified.
5. In case of any discrepancy between the English version and Chinese version of the testing reports(if generated), the Chinese version shall prevail.